



**gokhale & sathe**  
(regd.)  
chartered accountants  
304/308/309, udyog mandir no. 1.  
7-c, bhagoji keer marg,  
mahim, mumbai 400 016.

## INDEPENDENT AUDITOR'S REPORT ON AUDIT OF FINANCIAL RESULTS

To Board of Directors of **SMRUTHI ORGANICS LIMITED**

### REPORT ON THE AUDIT OF THE FINANCIAL RESULTS

#### OPINION

We have audited the accompanying Financial Results of **SMRUTHI ORGANICS LIMITED** ('the Company') for the quarter and year ended March 31, 2026 ('Financial Results') attached herewith, being submitted by the Company pursuant to regulatory requirements of Regulation 33 of the Securities and Exchange Board of India (Listing Obligations and Disclosure Requirements) Regulations, 2015, as amended ('Listing Regulations').

In our opinion and to the best of our information and according to the explanations given to us, the aforesaid financial results:

1. are presented in accordance with the requirements of Regulation 33 of the Listing Regulations in this regard; and
2. give a true and fair view in conformity with the recognition and measurement principles laid down in the Indian Accounting Standards ('Ind AS') and other accounting principles generally accepted in India of the net profit and total other comprehensive income and other financial information of the Company for the quarter and year ended March 31, 2026.

#### BASIS FOR OPINION

We conducted our audit in accordance with the Standards on Auditing (SAs) specified under section 143(10) of the Companies Act, 2013 (the Act). Our responsibilities under those Standards are further described in the Auditor's Responsibilities for the Audit of the Financial Results section of our report. We are independent of the Company in accordance with the Code of Ethics issued by the Institute of Chartered Accountants of India together with the ethical requirements that are relevant to our audit of the financial results under the provisions of the Companies Act, 2013 and the Rules thereunder, and we have fulfilled our other ethical responsibilities in accordance with these requirements and the Code of Ethics. We believe that the audit evidence we have obtained is sufficient and appropriate to provide a basis for our opinion.

#### MANAGEMENT'S RESPONSIBILITIES FOR THE FINANCIAL RESULTS

These Financial Results have been prepared on the basis of the Financial Statements.

The Company's Board of Directors are responsible for the preparation of these Financial Results that give a true and fair view of the net profit and other comprehensive income and other financial information in accordance with the recognition and measurement principles laid down in Indian Accounting Standards under Section 133 of the Act read with rules mentioned thereunder and other accounting principles generally accepted in India and in compliance with Regulation 33 of the Listing Regulations.

This responsibility also includes maintenance of adequate accounting records in accordance with the provisions of the Act for safeguarding of the assets of the Company and for preventing and detecting frauds and other irregularities; selection and application of appropriate accounting policies; making judgments and estimates that are reasonable and prudent; and design, implementation and





**gokhale & sathe**  
(regd.)  
chartered accountants

304/308/309, udyog mandir no. 1,  
7-c, bhagoji keer marg,  
mahim, mumbai 400 016.

maintenance of adequate internal financial controls that were operating effectively for ensuring the accuracy and completeness of the accounting records, relevant to the preparation and presentation of the Financial Results that give a true and fair view and are free from material misstatement, whether due to fraud or error.

In preparing the Financial Results, the management and the Board of Directors are responsible for assessing the Company's ability to continue as a going concern, disclosing, as applicable, matters related to going concern and using the going concern basis of accounting unless the management and the Board of Directors either intends to liquidate the Company or to cease operations, or has no realistic alternative but to do so. The Board of Directors is also responsible for overseeing the Company's financial reporting process.

### **AUDITOR'S RESPONSIBILITIES FOR THE AUDIT OF THE FINANCIAL RESULTS**

Our objectives are to obtain reasonable assurance about whether the Financial Results as a whole are free from material misstatement, whether due to fraud or error, and to issue an auditor's report that includes our opinion. Reasonable assurance is a high level of assurance but is not a guarantee that an audit conducted in accordance with SAs will always detect a material misstatement when it exists. Misstatements can arise from fraud or error and are considered material if, individually or in the aggregate, they could reasonably be expected to influence the economic decisions of users taken on the basis of these financial results.

As part of an audit in accordance with SAs, we exercise professional judgment and maintain professional skepticism throughout the audit. We also:

- Identify and assess the risks of material misstatement of the financial results, whether due to fraud or error, design and perform audit procedures responsive to those risks, and obtain audit evidence that is sufficient and appropriate to provide a basis for our opinion. The risk of not detecting a material misstatement resulting from fraud is higher than for one resulting from error, as fraud may involve collusion, forgery, intentional omissions, misrepresentations, or the override of internal control.
- Obtain an understanding of internal control relevant to the audit in order to design audit procedures that are appropriate in the circumstances. Under Section 143(3) (i) of the Act, we are also responsible for expressing our opinion on whether the Company has adequate internal financial controls with reference to financial statements in place and the operating effectiveness of such controls.
- Evaluate the appropriateness of accounting policies used and the reasonableness of accounting estimates and related disclosures made by the management and the Board of Directors in terms of the requirements specified under Regulation 33 of the Listing Regulations.
- Conclude on the appropriateness of the Board of Directors' use of the going concern basis of accounting and, based on the audit evidence obtained, whether a material uncertainty exists related to events or conditions that may cast significant doubt on the Company's ability to continue as a going concern. If we conclude that a material uncertainty exists, we are required to draw attention in our auditor's report to the related disclosures in the financial results or, if such disclosures are inadequate, to modify our opinion. Our conclusions are based on the audit evidence obtained up to the date of our auditor's report. However, future events or conditions may cause the Company to cease to continue as a going concern.





**gokhale & sathe**  
(regd.)  
chartered accountants

304/308/309, udyog mandir no. 1,  
7-c, bhagoji keer marg,  
mahim, mumbai 400 016.

- Evaluate the overall presentation, structure and content of the financial results, including the disclosures, and whether the financial results represent the underlying transactions and events in a manner that achieves fair presentation.

Materiality is the magnitude of misstatements in the Financial Results that, individually or in aggregate, makes it probable that the economic decisions of a reasonably knowledgeable user of Financial Results may be influenced. We consider quantitative materiality and qualitative factors in (i) planning the scope of our audit work and in evaluation the results of our work; and (ii) to evaluate the effect of any identified misstatement in the Financial Results

We communicate with those charged with governance regarding, among other matters, the planned scope and timing of the audit and significant audit findings, including any significant deficiencies in internal control that we identify during our audit.

We also provide those charged with governance with a statement that we have complied with relevant ethical requirements regarding independence, and to communicate with them all relationships and other matters that may reasonably be thought to bear on our independence, and where applicable, related safeguards.

#### OTHER MATTERS

The Financial Results includes the results for the quarter ended March 31, 2026 being the balancing figure between the audited figures in respect of the full financial year and the published unaudited year to date figures up to the third quarter of the current financial year prepared in accordance with the recognition and measurement principles laid down in Indian Accounting Standard 34 "Interim Financial Reporting" which were subject to limited review by us. Our opinion is not modified in respect of the above matter.

**For GOKHALE & SATHE,**  
CHARTERED ACCOUNTANTS,  
Firm Registration No.: 103264W

**CA Kaustubh Deshpande,**  
Partner  
Membership No.:121011  
UDIN: 26121011SBIIFT7497



Place: Solapur  
Date: May 13, 2026

## Smruthi Organics Limited

Registered & Corporate Office.: 165-A, Balaji Bhavan, 1st Floor, Railway Lines, Solapur-413001 (Maharashtra)

CIN :- L24119PN1989PLC052562




STATEMENT OF STANDALONE AUDITED FINANCIAL RESULTS FOR THE YEAR ENDED 31ST MARCH 2026

(Rs. In Lakhs)

Sr.No.	Particulars	Quarter Ended			Year ended	
		Current Year	Current Year	Previous Year	Current Year	Previous Year
		31-03-2026	31-12-2025	31-03-2025	31-03-2026	31-03-2025
	(Audited)	(Unaudited)	(Audited)	(Audited)	(Audited)	
<b>1</b>	<b>Income from operations</b>					
	a) Revenue from operations (Net)	2,908.87	2,229.11	3,809.45	10,196.71	12,600.79
	b) Other income	1.73	0.83	7.56	12.35	8.88
	<b>Total Revenue from operations &amp; other Income (a+b)</b>	<b>2,910.60</b>	<b>2,229.94</b>	<b>3,817.01</b>	<b>10,209.06</b>	<b>12,609.67</b>
<b>2</b>	<b>Expenses</b>					
	a) Cost of materials consumed	1,211.75	1,001.54	1,936.24	4,522.56	6,785.77
	b) Purchases of Traded Goods	(0.03)	-	3.11	2.50	13.91
	c) Changes in inventories of finished goods & work-in-progress	229.33	(339.94)	291.20	10.10	60.81
	d) Employee benefit expenses	449.21	453.98	415.24	1,755.55	1,735.07
	e) Finance Costs	31.06	25.25	51.59	168.45	187.00
	f) Depreciation and amortisation expenses	175.29	167.30	150.38	634.87	550.10
	g) Other expenses	639.06	713.38	695.79	2,602.35	2,787.01
	<b>TOTAL Expenses (a+b+c+d+e+f+g)</b>	<b>2,735.67</b>	<b>2,021.51</b>	<b>3,543.55</b>	<b>9,696.38</b>	<b>12,119.67</b>
<b>3</b>	<b>Profit/(Loss) before exceptional items and tax (1-2)</b>	<b>174.94</b>	<b>208.43</b>	<b>273.46</b>	<b>512.69</b>	<b>490.00</b>
<b>4</b>	<b>Exceptional items</b>					
	Statutory Impact of new Labour Codes (Refer Note No.2)	1.09	45.17	-	46.26	-
<b>5</b>	<b>Profit/(loss) before tax (3 - 4)</b>	<b>173.85</b>	<b>163.26</b>	<b>273.46</b>	<b>466.43</b>	<b>490.00</b>
<b>6</b>	<b>Tax expense</b>					
	a) Current Income Tax	61.89	26.59	67.60	141.08	129.46
	b) Other income Tax	0.00	3.24	(19.04)	2.76	7.46
	c) Deferred Tax (Asset) / Liability	5.25	(6.38)	1.90	(19.99)	(3.21)
	<b>Total Tax Expenses (a+b+c)</b>	<b>67.15</b>	<b>23.46</b>	<b>50.45</b>	<b>123.86</b>	<b>133.71</b>
<b>7</b>	<b>Net Profit/(Loss) for the period (5 - 6)</b>	<b>106.70</b>	<b>139.79</b>	<b>223.01</b>	<b>342.57</b>	<b>356.29</b>
<b>8</b>	<b>Other Comprehensive Income</b>					
	i) Items that will not be reclassified to profit or loss	16.33	14.33	18.05	22.01	21.02
	(ii) Income tax relating to Items that will not be reclassified to profit or loss.	(4.11)	(2.66)	(4.54)	(4.59)	(4.54)
	(iii) Items that will be reclassified to profit or loss	-	-	-	-	-
	(iv) Income tax relating to Items that will be reclassified to profit or loss	-	-	-	-	-
	<b>Total Other Comprehensive Income (Net of Tax)</b>	<b>12.22</b>	<b>11.67</b>	<b>13.51</b>	<b>17.42</b>	<b>16.48</b>
<b>9</b>	<b>Total comprehensive income (7 + 8)</b>	<b>118.92</b>	<b>151.47</b>	<b>236.51</b>	<b>359.99</b>	<b>372.76</b>
<b>10</b>	<b>Paid-up equity share capital (Face value of Rs.10/- each)</b>	<b>1,144.63</b>	<b>1,144.63</b>	<b>1,144.63</b>	<b>1,144.63</b>	<b>1,144.63</b>
<b>11</b>	<b>Earnings per equity share (not annualised)</b>					
	a) Basic	0.93	1.22	1.95	2.99	3.11
	b) Diluted	0.93	1.22	1.95	2.99	3.11

*Handwritten signature*



Notes:	
1	The Company's operations primarily comprise the manufacture and sale of Bulk Drugs and Drug Intermediates. The Company has decided to discontinue its Formulations Marketing Division, which was a minor segment since FY 2021-2022. This strategic decision reflects management's focus on strengthening core competencies in its primary business segment.
2	Effective November 21, 2025, the Government of India has consolidated 29 existing labour legislations into a unified framework comprising four Labour Codes viz., The Code on Wages, 2019, The Industrial Relations Code, 2020, The Code on Social Security, 2020, and The Occupational Safety, Health and Working Conditions Code, 2020 collectively referred to as the "New Labour Codes". The Company has recognized an estimated additional expense of Rs 46.26 lakhs for the year ended March 31, 2026, towards gratuity as an exceptional item in the Statement of Profit and Loss. The Government is in the process of notifying related rules to the New Labour Codes and impact of these will be evaluated and accounted for in accordance with applicable accounting standards in the period in which they are notified.
3	The Statutory Auditor carried out the audited financial results of the Company for the year ended March 31, 2026.
4	The above financials were reviewed by the Audit Committee and Approved by the Board of Directors at meeting held on May 13, 2026
5	The financial results are prepared in accordance with the Indian Accounting Standards (Ind AS ) 108 as prescribed under Section 133 of the Companies Act, 2013 and other recognized accounting practices and policies to the extent applicable.
6	The results include sale of Rs. 24.33 lakhs and loss of Rs. 43.07 lakhs incurred by the Formulation Division.
7	The Board of Directors at its meeting held on May 13, 2026 has approved and recommended dividend of Rs 1.50/- per equity share of Rs. 10/- each (15 %) for the financial year ended March 31, 2026 for the approval of shareholders at the ensuing 37th Annual General Meeting on Share Capital of Rs. 11.45 Crore.
<div style="display: flex; justify-content: space-between; align-items: flex-start;"> <div style="width: 30%;"> <p>Place : Solapur Date : May, 13, 2026</p> </div> <div style="width: 30%; text-align: center;">  <p><b>E. PURUSHOTHAM</b> CHAIRMAN &amp; MANAGING DIRECTOR DIN 00033583</p> </div> <div style="width: 30%; text-align: center;">  </div> </div> <div style="text-align: right; margin-top: 20px;">  </div>	

**Smruthi Organics Limited**  
Statement of Assets and Liabilities

Rs. In Lakhs

	Particulars	Standalone	
		Year ended 31-03-2026 (Audited)	Year ended 31-03-2025 (Audited)
	<b>ASSETS</b>		
(1)	<b>Non-Current Assets</b>		
	(a) Property, Plant and Equipment	4,652.46	4,467.33
	(b) Capital Work-in-progress	296.70	255.34
	(c) Intangible Assets	13.68	15.66
	(d) Intangible Asset under Development	-	-
	(e) Right of use assets	22.93	13.51
	(f) Financial Assets		
	(i) Investments	20.02	16.26
	(ii) Other Financial Assets	80.21	72.22
	(g) Other Non Current Assets	0.63	0.63
	<b>Total Non Current Assets</b>	<b>5,086.63</b>	<b>4,840.95</b>
(2)	<b>Current assets</b>		
	(a) Inventories	2,834.59	2,830.67
	(b) Financial Assets		
	(i) Trade Receivables	1,929.57	3,247.44
	(ii) Cash and Cash equivalents	170.85	43.57
	(iii) Other Bank balances	56.15	7.19
	(iv) Other Financial Assets	1.59	10.76
	(c) Current Tax Assets (Net)	1.03	1.29
	(d) Other Current Assets	274.55	192.42
	<b>Total Current Assets</b>	<b>5,268.33</b>	<b>6,333.33</b>
	<b>Total Assets</b>	<b>10,354.96</b>	<b>11,174.29</b>
(1)	<b>EQUITY AND LIABILITIES</b>		
	<b>Equity</b>		
	(a) Equity Share Capital	1,144.63	1,144.63
	(b) Other Equity	6,206.61	6,018.31
	<b>Total Equity</b>	<b>7,351.24</b>	<b>7,162.94</b>
	<b>Liabilities</b>		
(2)	<b>Non Current liabilities</b>		
	(a) Financial Liabilities		
	(i) Borrowings	267.41	812.68
	(ii) Other Financial Liabilities	7.69	3.52
	(b) Provisions	-	-
	(c) Deferred tax liabilities (net)	72.18	87.57
	<b>Total Non Current Liabilities</b>	<b>347.28</b>	<b>903.77</b>
(3)	<b>Current Liabilities</b>		
	(a) Financial Liabilities		
	(i) Borrowings	569.32	867.25
	(ii) Trade Payables		
	(A) total outstanding dues of micro enterprises and small enterprises and	-	185.12
	(B) total outstanding dues of creditors other than micro enterprises and small enterprises	1,377.40	1,414.06
	(iii) Other financial liabilities	292.21	255.26
	(b) Other current liabilities	36.27	37.19
	(c) Provisions	381.24	348.69
	<b>Total Current Liabilities</b>	<b>2,656.44</b>	<b>3,107.58</b>
	<b>Total Equity and Liabilities</b>	<b>10,354.96</b>	<b>11,174.29</b>



*Handwritten signature in blue ink.*



Smruthi Organics Limited

Statement of Cash Flows for the period ended March 31st, 2026

Sr No.	Particulars	Apr 1, 2025 to Mar 31, 2026 (Audited)	Apr 1, 2024 to Mar 31, 2025 (Audited)
<b>A</b>	<b>CASH FLOW FROM OPERATING ACTIVITIES</b>		
	Profit before income tax	488.44	511.02
	Non cash adjustment to reconciled profit before tax to net cash flows		
	Depreciation and Amortization	634.87	550.10
	Fair Valuation (Gain) / Loss on Investments	-22.01	-21.02
	Interest Expenditure	165.24	183.40
	Foreign Exchange (Gain) / Loss Realized	9.69	-8.30
	Foreign Exchange (Gain) / Loss Unrealized	15.44	6.47
	Transaction Cost Amortized relating to Long Term Borrowings	1.61	1.53
	Lease Liability Finance Cost	1.60	2.07
	Expected Provision for Losses	11.87	0.90
	Interest Income	-3.61	-7.37
	<b>Operating Profit before Working Capital changes</b>	<b>1303.14</b>	<b>1218.79</b>
	<b>Movements in Working Capital</b>		
	Increase/(Decrease) in Trade Payables	-248.02	-1264.95
	Increase/(Decrease) in Provisions	50.80	2.58
	Increase/(Decrease) in Other Current Liabilities	-0.92	-190.91
	Increase/(Decrease) in Other Current Financial Liability	33.00	200.02
	Increase/(Decrease) in Other Non Current Financial Liabilities	0.00	0.00
	Decrease/(Increase) in Trade Receivables	1316.54	854.27
	Decrease/(Increase) in Inventories	-3.92	146.97
	Decrease/(Increase) in Non Current Other Financial Assets	-8.14	-71.47
	Decrease/(Increase) in Current Other Financial Assets	9.18	-5.00
	Decrease/(Increase) in Other Current Assets	-82.13	206.50
	Decrease/(Increase) in Other Non-current assets	0.00	119.56
	<b>Cash generated from / (used in) Operations</b>	<b>2369.53</b>	<b>1216.36</b>
	Direct taxes Paid (net of refunds)	-143.59	-218.74
	<b>Net cash flow from / (used in) Operating Activities (A)</b>	<b>2225.94</b>	<b>997.62</b>
<b>B</b>	<b>Cash Flow From Investing Activities</b>		
	Purchases of Fixed Assets, including intangible assets, CWIP & Capital advances	-846.75	-1151.50
	Investment in bank deposits (having original maturity of more than three months) and interest accrued thereon	-53.13	2.30
	Interest Income	7.93	7.13
	Changes in Investments net of Fair Value Effects	0.00	0.00
	<b>Net Cash from / (used in ) Investing Activities (B)</b>	<b>-891.95</b>	<b>-1142.08</b>
<b>C</b>	<b>Cash Flow from Financing Activities</b>		
	Proceeds from long term borrowings	0.00	524.83
	Repayment of long term borrowing	-875.04	-168.28
	Proceeds from Short term borrowings	10.49	0.00
	Repayment of Short term borrowings	-37.78	151.07
	Interest Paid	-107.72	-182.93
	Foreign Exchange Gain/ Loss	-9.69	1.84
	Dividend paid on equity shares	-171.69	-171.69
	Lease Liability Payments	-15.51	-14.75
	<b>Net cash flow from / (used in) Financing Activities (C)</b>	<b>-1206.94</b>	<b>140.08</b>
	<b>Net Increase/(Decrease) in cash &amp; cash equivalents (A)+(B)+(C)</b>	<b>127.04</b>	<b>-4.38</b>
	Cash & Cash equivalents at the beginning of the period	43.57	47.95
	Add: Impact of Foreign Exchange Fluctuation in Cash in Hand	0.24	0.00
	<b>Cash &amp; Cash equivalents at the end of the period (Net of Forex Effect for Current Period)</b>	<b>170.85</b>	<b>43.57</b>

*(Handwritten signature)*



Smruthi Organics Limited  
SEGMENT REPORTING FOR THE YEAR ENDED 31 MARCH 2026

(Rs. In Lakhs)

Sr No.	Particulars	Quarter Ended			Year Ended	Year Ended
		Current Year	Current Year	Previous Year	Current Year	Previous Year
		Audited	Unaudited	Audited	Audited	Audited
	31-03-2026	31-12-2025	31-03-2025	31-03-2026	31-03-2025	
1	Segment Revenue					
	API	2909.44	2225.95	3802.66	10181.12	12565.02
	Formulation	3.42	-0.56	7.84	24.33	37.28
	Unallocable	-2.25	4.55	6.51	3.61	7.37
	Revenue from Operation Total	2910.61	2229.94	3817.01	10209.06	12609.67
2	Segment Results before Interest & Taxes					
	API	307.79	318.85	419.81	981.64	1012.18
	Formulation	-10.85	-15.49	-23.63	-43.06	-72.93
	Unallocable	-77.21	-101.31	-59.59	-285.30	-248.60
	Total	219.72	202.05	336.59	653.28	690.64
	Less: Interest Expenses					
	API	17.08	14.16	22.23	109.54	100.13
	Formulation	0.00	0.00	0.04	0.00	0.07
	Unallocable	13.98	11.09	29.32	58.91	86.80
	Total	31.06	25.25	51.59	168.45	187.00
	Add : Interest Income					
	API	0.00	0.00	0.00	0.00	0.00
	Formulation	0.00	0.00	0.00	0.00	0.00
	Unallocable	1.51	0.79	6.51	3.61	7.37
	Total	1.51	0.79	6.51	3.61	7.37
3	Profit Before Tax					
	API	290.71	305.81	397.58	872.10	912.04
	Formulation	-10.85	-15.49	-23.67	-43.06	-73.00
	Unallocable	-89.68	-112.72	-82.41	-340.60	-328.03
	Total	190.18	177.59	291.51	488.44	511.02
	Less : Current Tax					
	API	0.00	0.00	0.00	0.00	0.00
	Formulation	0.00	0.00	0.00	0.00	0.00
	Unallocable	61.89	29.84	48.55	143.85	136.92
	Total	61.89	29.84	48.55	143.85	136.92
	Less : Deferred Tax					
	API	0.00	0.00	0.00	0.00	0.00
	Formulation	0.00	0.00	0.00	0.00	0.00
	Unallocable	9.37	-3.72	6.44	-15.39	1.33
	Total	9.37	-3.72	6.44	-15.39	1.33
	Profit after Tax	118.92	151.47	236.51	359.99	372.76
4	Segment Assets					
	API	9774.01	9504.47	10741.57	9774.01	10741.57
	Formulation	20.14	29.31	34.28	20.14	34.28
	Unallocable	560.81	394.32	398.44	560.81	398.44
	Total	10354.96	9928.09	11174.29	10354.96	11174.29
5	Segment Liabilities					
	API	2913.70	2448.23	3140.05	2913.70	3140.05
	Formulation	20.14	29.31	34.28	20.14	34.28
	Unallocable	7421.12	7450.55	7999.95	7421.12	7999.95
	Total	10354.96	9928.09	11174.29	10354.96	11174.29

Note 1 The figures for Quarter ended March 31, 2026 are the balancing figures between the audited figures in respect of full Financial Year and the Limited Review Published year to date figures upto the end of the third quarter of the Financial Year ended March 31, 2026.



*Handwritten signature*





# Smruthi Organics Limited

Date: 13<sup>th</sup> May 2026

To  
Corporate Relation Department  
BSE Limited  
P. J. Tower, Dalal Street,  
Mumbai – 400 001.

To  
Listing Department  
Metropolitan Stock Exchange of India Ltd  
Building A, Unit 205A, 2nd Floor,  
Piramal Agastya Corporate Park,  
L.B.S Road, Kurla West, Mumbai – 400070

Scrip Code: 540686

MSEI Symbol: SMRUTHI

**Subject: Non-applicability of Reg. 32 of SEBI (LODR) Regulations, 2015 (Statement of Deviation or Variation for proceeds of public issue, rights issue, preferential issue, QIP)**

Dear Sir

Please note that the Statement of Deviation or Variation for proceeds of public issue, rights issue, preferential issue, QIP to be given along with quarterly results as required under Reg. 32 of SEBI (LODR) Regulations, 2015 is not applicable to the company as the company has not issued shares by way of public issue, rights issue, preferential issue, QIP etc.

Kindly take the above on record.

For Smruthi Organics Limited

  
Urvashi D. Khanna  
Company Secretary & Compliance Officer

